

PANAMA / PANAMA

• **Composizione / Composition**

100% CO

• **Peso Totale / Total Weight**

440 gr/mtl

• **Altezza / Width**

140 cm utile / 280 cm utile

• **Abrasione / Abrasion (Martindale)**

30.000

• **Resistenza alla Luce / Light Fastness**

4/5



• **Cura del Tessuto / Product Care**



2302



2317




2303



2304



2305



2316



2318



2306



2319



2307




2320



2309

PANAMA / PANAMA



2308



2310



2311



2321



2322



2323



2324



2325



2315



2312




2313



2326



2327



2328